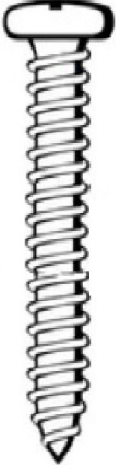

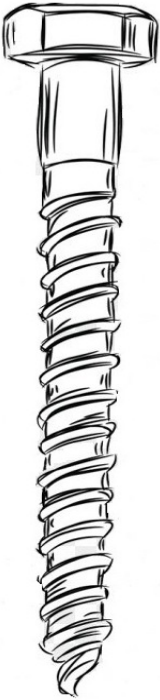





Hardware and Uses Table

Type	Screw -Torx	Rawl Plug	Screw-Hex	Screw-Hex	Bolt-Hex	Bolt-Hex
Size	6x50mm	12x60mm	8x70mm	8x110mm	8x20mm	6x50mm
Use	Screw directly from bracket to wood	Masonry or concrete- use with longer hex screws	Use with rawl plug. Directly from bracket to wall	Wood or masonry (with rawl). Use with 40mm spacer	Attach ladder bracket to adjustable bracket	To lock adjustable bracket
Image						

Note – In order to maintain warranty status, the release pin must be removed and the ladder opened and closed at least twice a year.